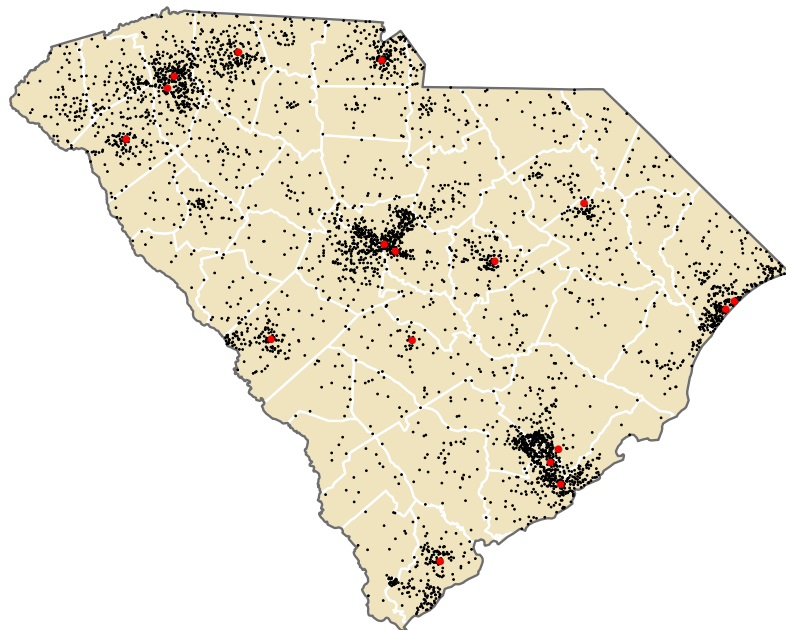



Veteran Statistics | South Carolina



1 Dot = 100 Veterans
 • = Veterans Health Administration Facility

South Carolina **United States**

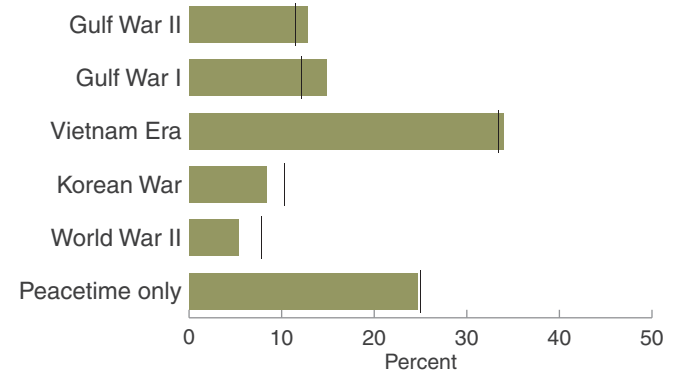
Veteran Population **391,660** **21,369,602**

Percent female	8.5	7.3
Unemployment rate for veterans	3.5	5.3
Number of homeless veterans	703	49,865
Median household income (In 2014 inflation-adjusted dollars)	\$58,792	\$61,884
Number of VA* facilities	18	1,356
Number of veteran-owned businesses	48,358	2,540,706

* VA = Department of Veterans Affairs

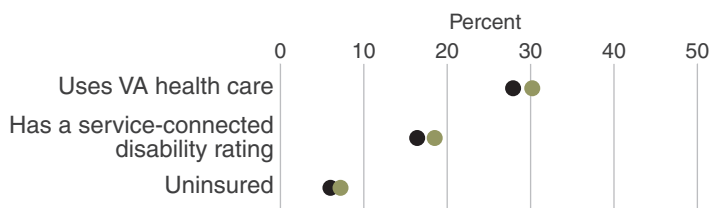
PERIOD OF SERVICE

■ State | U.S. and PR



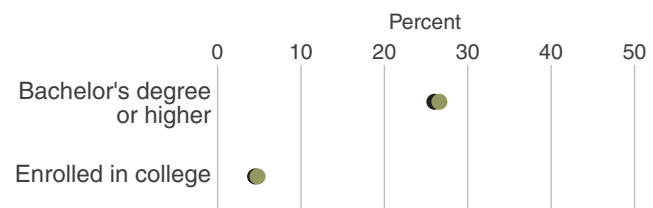
HEALTH CARE

■ State | U.S. and PR



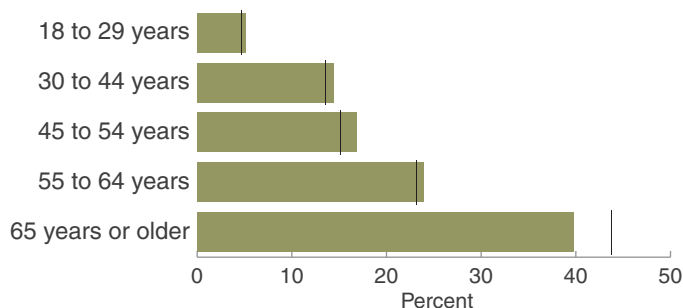
EDUCATIONAL ATTAINMENT

■ State | U.S. and PR



AGE DISTRIBUTION

■ State | U.S. and PR



HOUSEHOLD INCOME DISTRIBUTION

■ State | U.S. and PR

